





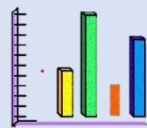


P6 Homework Grid

If you would like to deepen your learning at home, please find optional tasks to complete in the grid below.

Literacy and English	Maths and Numeracy	Health and Wellbeing/ Other
<p style="text-align: center;">Read something every day.</p> <p>This could be a book, newspaper, news article, web page, recipe, instructions, magazines... the list is endless!</p>  <p style="text-align: center;">Word Detective</p> <p>Choose 3 new word boost words from your reading and write:</p> <ul style="list-style-type: none"> - the definition (use a dictionary/Google) - the word in a sentence - a list of synonyms and antonyms - draw a picture to represent your word. 	<p style="text-align: center;">Learn your times table facts from 1-12.</p> <p>Create a game to practice your times tables.</p>  <p>This could be a board game, team game or a game you can play independently. Use this to practice the tables that you find the trickiest.</p>	<p style="text-align: center;">Enjoy Nature</p> <p>Go on a walk or visit an outdoor area (garden, park, woods etc). When you are in your natural area, take a minute to identify all the sounds around you.</p>  <p>You could draw a picture that illustrates the things surrounding you or write a poem capturing the detail of the natural environment and describe your sense in the outdoors.</p>
<p style="text-align: center;">Make Balgreen Greener!</p> <p>Brainstorm any ideas on how to make Balgreen greener and help minimise climate change. What could we do as a school to help save the planet?</p> <p>Create a mind map of all your ideas.</p> <p>Choose a way to present your ideas and help convince the children and staff of Balgreen to be greener. This could be a poster, speech, video or something else!</p> 	<p style="text-align: center;">Buzz</p> <p>Play Buzz with someone at home. Choose a multiplication table, e.g. x4, take it in turns to count up from 1, but substitute any multiples of 4 with "buzz", e.g. one, two, three, buzz, five, six, seven, buzz etc.</p> <p>Try a different table each day.</p> <p>Please also use Sumdog to practise your times tables and other concepts you have already learned.</p>	<p style="text-align: center;">Climate Change Discussion</p> <p>Watch the news and discuss with someone at home what you have learned about COP 26. You could discuss what world leaders are doing to tackle climate change.</p>  <p>Set 3 targets by identifying things you could do around your house and in your daily routines to help reduce greenhouse gases and improve your carbon footprint.</p>
<p style="text-align: center;">Animal Fact File</p> <p>To support our climate change topic, research an animal that is endangered (at risk) due to climate change. <i>You could research: cheetahs, Giant Pandas, Turtles, Elephants, Polar Bears or Penguins.</i></p> <p>Create a fact file which shares facts about this animal but also remember to tell your audience why this animal is at risk and how we can help to save them.</p> <p>REMEMBER:</p> <ul style="list-style-type: none"> ✓ Accurate Punctuation ✓ Include facts ✓ Powerful Vocabulary ✓ A range of writing and pictures 	<p style="text-align: center;">Data Collection</p> <p>Create a poster to explain to someone how collect information and how to use it to draw a bar graph. Remember to think about the success criteria when drawing and completing a bar graph.</p> <p>You could also collect data such as recording things you see on a nature walk and present your data into a bar or line graph.</p> 	<p style="text-align: center;">Art - Silhouettes</p> <p>Research famous landmarks in the world.</p> <p>Carefully draw the outline of the buildings or landmark and then create a dramatic background to make the silhouettes stand out. You could use black paper to cut out your silhouettes or colour them in using dark pencils/pens.</p> 