




P5 Homework Grid Term 2

If you would like to deepen your learning at home, please find optional tasks to complete in the grid below.

As we are continuing our John Muir Award, with a focus on rivers in general and The Water of Leith in particular, there is an emphasis on outdoor learning, sustainability etc. Any work you do can be added to your pink IDL jotter as additional evidence.

<p>Music Nature Musician</p> <p>Listen out the window or take some time when walking to pause and listen to what is around you. Make a piece of music inspired by sounds you hear outdoors. Perform it using natural things you find outside. How creative can you be with your natural musical instruments? Can you make up lyrics or a rap to accompany your music?</p>	<p>Maths and Numeracy ICT</p> <p>Use Sumdog to practise your numeracy skills.</p> 	<p>John Muir Discover</p> <p>Go for a walk along the Water of Leith with someone.</p> <p>Explain to them all that you have learned about the flood defences which you pass on your walk.</p> 
<p>Literacy and English Reading</p> <p>Login to Read Theory and challenge yourself to complete a set number of quizzes each night for a week.</p>	<p>RME</p> <p>We recently participated in a celebration of the festival of Diwali. Diwali is a Hindu festival of light. Other religions, cultures and communities also celebrate festivals of lights e.g. Up Helly Aa. Research some of these and contrast and compare them with each other. Some examples of what you could do are:</p> <ul style="list-style-type: none">▪ Make a PowerPoint presentation▪ Create a mini movie▪ Draw a poster▪ Create a fact file▪ Make a leaflet▪ Write a newspaper article▪ Record a short explanation	<p>Free Choice</p> <p>Do something of your own choice which links to 'Discovering' The Water of Leith, keep evidence of what you have done and stick it into your IDL jotter. You could use Google to find out about different types of birds or dig a hole to find out how damp the soil is under the surface etc.</p> 

Literacy

Use Sumdog to improve your spelling skills.
Login and select 'spelling' as your task.

Maths and Numeracy Living Things Survey:

On a walk or when looking out your window, list all the living things you see and put tally marks beside each to show how many of each you saw (e.g. 3 tally marks if you saw 3 different birds, OR you could count different types of bird e.g. seagulls, sparrows, blackbirds etc.).

Present your results in a bar graph. You will want to have all the living things along the bottom (x axis) and the amount up the left hand side (y axis).

Remember to choose an appropriate scale.

1	I	6	
2	II	7	
3	III	8	
4	IIII	9	
5		10	

Art ✓

Create a stick person out of natural resources, you could gather these on your daily walks. Outline the face with sticks then use your imagination with your natural resources to create the face. If you can, take a photograph of your artwork.

