









Primary 7 Home Learning

Term 2

Below is a selection of activities that can be worked on individually, by your child, or together as a family. They can share their work with their class.

Reading

Please encourage your child to read for pleasure and/or purpose. It doesn't always have to be a book - it can be a magazine, instructions for a game or how to build something, a shopping list or ingredients for a recipe. The options are endless!

<p style="text-align: center;">Numeracy</p> <ul style="list-style-type: none"> • Research old British currency and write some Second World War maths money problems. • Design a gas mask box; you will need to make a net for a cube or cuboid and construct. • Bake or cook a wartime recipe (remember to be careful when weighing and measuring ingredients). 	<p style="text-align: center;">Out and About!</p> <ul style="list-style-type: none"> • Write 10 facts about how life has changed since the 1940s. • Research and play outdoor games which would have been played by children in the 1940s. • Design and test out a parachute (using a toy or weight) that would allow a member of the RAF to land safely. • Visit your local library and find information books on the Second World War. 	<p style="text-align: center;">Literacy</p> <ul style="list-style-type: none"> • Imagine you have been evacuated. Write a letter home to your parents. • Read a Second World War novel and discuss with a friend or family member. • Write a biography on a significant individual from the Second World War. • Write a newspaper report about a significant event during the Second World War. 
<p style="text-align: center;">Working with Others</p> <ul style="list-style-type: none"> • Play a game of battleships with a friend or family member. • Write a message to a friend or family member using Morse code. • Design your own code with a friend and write messages to each other. • Talk to relatives about members of your family who were alive during the Second World War. Share any exciting stories with the class! 	<p style="text-align: center;">Homework Choice Grid The Second World War</p> 	<p style="text-align: center;">Expressive Arts</p> <ul style="list-style-type: none"> • Write a song to boost morale. • Make a drawing, painting or collage of a Second World War scene. • Make a Second World War artefact, e.g. a medal or a ration book. • Research popular styles of dance in the 1940s. • Learn a wartime song and perform to friends or family members. 
<p style="text-align: center;">Let's Get Technical!</p> <ul style="list-style-type: none"> • Make a model of an air raid shelter. • Draw and label a plane or tank from the Second World War. • Design a Second World War themed game. • Make do and mend; create a toy using only recycled materials. 	<p style="text-align: center;">Health and Wellbeing</p> <ul style="list-style-type: none"> • Write a dinner menu only using ingredients available during rationing. • Design a safety propaganda poster telling people how to stay safe during the blackout. 	<p style="text-align: center;">Social Studies</p> <ul style="list-style-type: none"> • Draw or trace a map of the world and mark the countries which were involved in the Second World War. • Research information about conflicts happening right now. • Research and write 10 facts about Anne Frank. • Research the Jewish faith. Write 10 facts about it. 