
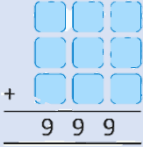






P6 Homework Grid - Term 4

If you would like to deepen your learning at home, please find optional tasks to complete in the grid below.

Literacy and English	Maths and Numeracy	Health and Wellbeing	Interdisciplinary Learning																
<p style="text-align: center;"><u>Sumdog Spelling Training</u></p> <p style="text-align: center;">Use the sumdog app to practice the spelling patterns, rules and common words you are covering in school this term.</p> <p style="text-align: center;">Your teacher will set up additional challenges and competitions for you to compete and take part in.</p> <div style="text-align: center;">  </div>	<p style="text-align: center;"><u>Challenges</u></p> <p>Arrange the numbers 1 to 9 to make 3 three-digit numbers that add up to 999. You can only use each digit once.</p> <div style="text-align: center;">  </div> <table border="1" style="margin: 10px auto; border-collapse: collapse;"> <tr> <td style="padding: 2px 5px;">337</td> <td style="padding: 2px 5px;">344</td> <td style="padding: 2px 5px;">448</td> <td style="padding: 2px 5px;">248</td> </tr> <tr> <td style="padding: 2px 5px;">358</td> <td style="padding: 2px 5px;">300</td> <td style="padding: 2px 5px;">306</td> <td style="padding: 2px 5px;">396</td> </tr> <tr> <td style="padding: 2px 5px;">319</td> <td style="padding: 2px 5px;">350</td> <td style="padding: 2px 5px;">254</td> <td style="padding: 2px 5px;">313</td> </tr> <tr> <td style="padding: 2px 5px;">261</td> <td style="padding: 2px 5px;">402</td> <td style="padding: 2px 5px;">298</td> <td style="padding: 2px 5px;">409</td> </tr> </table> <p>Choose any three numbers from the table and add them up. Find as many ways as possible of making 1000.</p>	337	344	448	248	358	300	306	396	319	350	254	313	261	402	298	409	<p style="text-align: center;"><u>JASS – Get Active Stay Active</u></p> <p>Complete 8 hours towards the Get Active, Stay Active section of JASS. We will be doing lots of walking as a focus in school but aim to either extend your walking out with or record another physical activity/sport that you complete. Remember to update your log-book in school or online.</p> <div style="text-align: center;">  </div>	<p style="text-align: center;"><u>JASS – My interests</u></p> <p>Complete 8 hours towards the My Interests section of JASS. This should be working on a skill in your chosen activity. Remember to upload evidence to your JASS assignment on teams and update your log book in school or online.</p> <div style="text-align: center;">  </div>
337	344	448	248																
358	300	306	396																
319	350	254	313																
261	402	298	409																
<p style="text-align: center;"><u>Equality and Stereotypes</u></p> <p>Create a comic strip story to display what the terms 'equality' and 'stereotypes' mean. You can do this in a humorous way or create a more factual piece of writing.</p> <p>Challenge: Include direct speech in your comic strip – remember to punctuate this accurately.</p> <div style="text-align: center;">  </div>	<p style="text-align: center;"><u>Measure: Area and Perimeter</u></p> <p>Look for objects around your house and make a list of objects you could use to help measure the length of:</p> <ul style="list-style-type: none"> - Your room - Your bed - A small piece of furniture <p>Draw a bird's eye view plan of your home. As accurately as you can, measure and calculate the area and perimeter of each room. Include these calculations in your plan.</p>	<p style="text-align: center;"><u>Games from the 60s</u></p> <p>Teach a sibling, friend or someone at home a game that you have learned from the 60s through our topic. This could be a skipping rhyme, elastics, hopscotch for example.</p>	<p style="text-align: center;"><u>Swinging Sixties</u></p> <p>Create a fact file or poster to share your learning about your favourite parts of the Swinging Sixties topic. This could be showcasing art from the 60s, fashion, music, moon landing or any other important events/people.</p> <div style="text-align: center;">  </div>																